



I-FRAME



T-FRAME



PINWHEEL



H-FRAME - SINGLE


- 5 basic configurations
- Concealed slotted channels
- Made for heavy loads
- Your choice of laminates
- Maple or Oak, clear or stain finish
- Wood or glass shelves
- Wood or metal accessories
- No minimum order
- Ships flat (KD), reducing freight

NEWOOD's Mobile Gondolas meet your diverse display needs!



H-FRAME - DOUBLE

Optional:
Laminates
on edges
(or panels)
to match
your existing
décor or
color!



The latest innovation from
NEWOOD[®]
DISPLAY FIXTURE MFG. COMPANY

I-Frame

The **I-Frame** panel is 4-1/2" thick and 32" x 48". In assembly, the panel attaches to the 4" platform. With Slatwall slots on each edge of the panels, the I-Frame provides merchandising options in four directions.

I-Frame footprint dimensions without accessories:
24" x 36" x 52" tall

*see page 6 for
Specs, Features & Accessories*



For I-Frame, 32" W Hangrods and Shelves (14" D)

Pinwheel

Compact four panel **Pinwheel** provides merchandising in four directions. Each panel is 24" x 48".

Pinwheel footprint dimensions without accessories:
43" x 43" x 52" tall



*see page 6 for
Specs, Features & Accessories*



For Pinwheel, 24" W Hangrods and Shelves (14" D Wood Shelves; 16" D Glass Shelves)

Specs, Features & Accessories

NEWOOD's line of mobile floor displays feature high strength concealed channels that support heavy merchandise, making them much stronger than surface mounted channels or slatwall. With accessories, the five basic configurations provide merchandisers with many display options. Choose a laminate that fits your décor or order Maple/Oak finished with clear lacquer or with stain to match. Wood grained Oak or Maple Melamine are also options. We have no minimum purchase requirements. Displays ship KD (flat) which reduces shipping costs. Knocked down panels are easier to move through narrow openings and can be disassembled during off season marketing.



I-FRAME
24" x 36"



T-FRAME
32" x 35"



PINWHEEL
43" x 43"




H-FRAME - SINGLE
32" x 38"



H-FRAME - DOUBLE
32" x 54"




All Gondolas are 52" tall including casters

Slatwall slot accommodates any slatwall accessory. Super strong!



High-Strength **Concealed Slotted Channels** are perfect for merchandising your heavy-load items. Slots are 1" on center.

Use **Laminates** (on edges or panel front and back) to match your existing décor or color.



Gondolas ship **Knocked Down** (flat) resulting in reduced freight!




Oversized, 3" **Casters** are rated for 300 lbs. each.



Check us out... If our new mobile Gondolas aren't what you need, check us out for everything else...



4-Way
(newood.com)



Starter and Add-on
Shelving (pg 126)



Trim Mobile
Gondola (pg 98)



Designer's Choice Perimeter System (pg 67) has hundreds of standard options to fit your needs.



4-Panel Slatwall Spinner (pg 150)



Set of 3 Nesting
Tables (pg 141)



Slatwall H (pg 151)



Compact Curved Full-Vision
Cash Wrap (pg 186)




Cube Bin Insert Kit in Designer's
Choice Cabinet (pg 89)

NEWOOD[®]
DISPLAY FIXTURE MFG. COMPANY
P.O. Box 21808 • Eugene, OR 97402-0412
PH: 1-800-233-9663 / 541-688-0907

Call us! We'd like to talk to you about our new line of versatile mobile Gondolas engineered to be shipped Knocked Down to save you money!

Please contact us if you have questions, need additional information or would like to request our current, 210-page catalog, plus other specialty-products catalogs!

To see our full line of fixtures visit us online at:
www.newood.com • e-mail: sales@newood.com
Toll free: 800.233.9663 • Fax: 541.688.5868



Like us on Facebook!
Look for store installation photos, new product ideas, plus specials and discounts!

GONDOLAS - ALL GONDOLAS ARE 52" TALL

CODE	DESCRIPTION / DIMENSIONS	SHIPPING WEIGHT	MELAMINE	STANDARD LAMINATE	HIGH GRADE LAMINATE	CLEAR LACQUER	STAIN
V*I-3248-3	I-Frame - 24" x 36"	210 lbs	\$ 428.00	\$ 456.00	\$ 510.00	\$ 551.00	\$ 668.00
V*T-3248-3	T-Frame - 32" x 35"	232 lbs	\$ 534.00	\$ 580.00	\$ 634.00	\$ 605.00	\$ 735.00
V*P-2448-4	Pinwheel - 43" x 43"	330 lbs	\$ 777.00	\$ 848.00	\$ 928.00	\$ 887.00	\$ 994.00
V*H-3248-3	H-Frame (Single) - 32" x 38"	315 lbs	\$ 757.00	\$ 814.00	\$ 895.00	\$ 857.00	\$ 1,004.00
V*H-4848-4	H-Frame (Double) - 32" x 54"	362 lbs	\$ 935.00	\$ 1,002.00	\$ 1,096.00	\$ 1,071.00	\$ 1,200.00

NOTE: Base prices do not include any accessories

SHELVES - WOOD (1-1/4" THICK)

CODE	DESCRIPTION / DIMENSIONS	SHIPPING WEIGHT	MELAMINE	STANDARD LAMINATE	HIGH GRADE LAMINATE	CLEAR LACQUER	STAIN
V*S-1424	Wood Shelf 14" D x 24"W	9 lbs	\$21.00	\$ 22.00	\$ 27.00	\$ 28.00	\$ 33.00
V*S-1432	Wood Shelf 14" D x 32"W	12 lbs	\$24.00	\$ 28.00	\$ 28.00	\$ 33.00	\$ 39.00
V*S-1624	Wood Shelf 16" D x 24"W	11 lbs	\$23.00	\$ 24.00	\$ 30.00	\$ 31.00	\$ 36.00

STANDARD LAMINATE - available in white, beige and black / HIGH GRADE LAMINATE - available in Oak, Maple

SHELVES - GLASS (1/4" THICK)

CODE	DESCRIPTION / DIMENSIONS	SHIPPING WEIGHT	PRICE
GLS-1424-14	Glass Shelf 13-3/4" D x 23-5/8"W	6 lbs	\$ 30.00
GLS-1432-14	Glass Shelf 13-3/4" D x 31-5/8"W	8 lbs	\$ 42.00
GLS-1624-14	Glass Shelf 15-3/4" D x 23-5/8"W	7 lbs	\$ 34.00



ACCESSORIES - WOOD (PEWTER BRACKETS)

CODE	DESCRIPTION / DIMENSIONS	SHIPPING WEIGHT	CLEAR LACQUER	STAIN
E*S-ST12-PP	12" Oak/Maple Straight Faceout	1 lb	\$ 17.00	\$ 21.00
E*S-SL6B-PP	16" Oak/Maple Waterfall Faceout	1 lb	\$ 23.00	\$ 28.00



ACCESSORIES - CHROME

CODE	DESCRIPTION / DIMENSIONS	SHIPPING WEIGHT	PRICE
FIX-VBRK-W12CHR	12" Bracket for 14" Wood Shelf	1 lb	\$ 2.25
FIX-VBRK-W14CHR	14" Bracket for 16" Wood Shelf	1 lb	\$ 2.50
FIX-VBRK-G12CHR	12" Bracket w Clip for 14" Glass Shelf*	1 lb	\$ 4.50
FIX-VBRK-G14CHR	14" Bracket w Clip for 16" Glass Shelf*	1 lb	\$ 4.00
FIX-VBRK-H12CHR	12" Bracket for Hangrod	1 lb	\$ 5.25
FIX-VBRK-HR24CHR	24" Hangrod with End Caps**	2 lbs	\$ 9.00
FIX-VBRK-HR32CHR	32" Hangrod with End Caps**	3 lbs	\$ 11.25
FIX-SWBK-HSL14PP	5 Hole Slanted Faceout (Pewter)	1 lb	\$16.00
FIX-SWBK-ST4CHR	4" Straight Slatwall Bracket	1 lb	\$ 3.00
FIX-SWBK-ST6CHR	6" Straight Slatwall Bracket	1 lb	\$ 3.25
FIX-SWBK-ST12CHR	12" Straight Slatwall Bracket	1 lb	\$ 3.50
FIX-SWBK-SL6BCHR	6 Ball Slatwall Faceout	1 lb	\$ 4.50
FIX-SWBK-SL5HCHR	5 Hook Slatwall Faceout	1 lb	\$ 4.50

All-Purpose Mobile Floor Gondolas - PRICE LIST -

Please contact us if you have questions, need additional information or would like to request our current 210-page catalog & other specialty-products catalogs!

To see our full line of fixtures visit us online at: www.newood.com • e-mail: sales@newood.com

Toll free: 800.233.9663 • Fax: 541.688.5868

NEWOOD®
 DISPLAY FIXTURE MFG. COMPANY
 P.O. Box 21808 • Eugene, OR 97402-0412

PH: 1-800-233-9663 / 541-688-0907

* - includes one Glass Clip (FIX-VBRK-GCLIP) ** - includes two End Caps (FIX-VBRK-HRECCHR)